




Lesson 3

SENTENCE BUILDING AND MVSKOKE STRUCTURE



"Let's.." and the Verb "Ometv"





TVCAK-HVMKE-VNKE... LAST WEEK...

We learned how to say four full sentences!



WHAT WERE THEY?



SIMPLE COMMAND
"DO IT"
Hompvvs

POLITE COMMAND
"PLEASE DO IT"
Hompepvs

GROUP COMMAND
"DO IT, EVERYONE"
Hompvks

NEGATIVE COMMAND
"DON'T DO IT"
Hompekot

TVCAK-HVMKE-VNKE... LAST WEEK...

We learned how to say four full sentences!

1. Take the dictionary form
2. Take away 'etv'
3. Add the correct ending:
 - a. vs
 - b. epvs /epvks
 - c. vks
 - d. ekot

LET'S ADD THE FINAL EASY CONJUGATION: "LET'S"

If we want to tell others "Let's do (something)", we use the same general steps as before but this time, we add "vkets" / "vkes"!

Mecetv (to do) --> Mecvkets! (Let's do it)



Take the dictionary form

Hompetv

Drop the 'etv'

Homp

Add 'vkets' or 'vkes' to the end

Hompvkets / Hompvkes



SEEMVHAYVKETS! LET'S PRACTICE!




Mapohicetv "to listen"



Hecetv "to see / to look"




Sehoketv "to stand (2)"



Pefatketv "to run (3+)"



Yvkvphoketv "to walk (2)"



Esketv "to drink"



SEEMVHAYVKETS! LET'S PRACTICE!



Mapohicetv "to listen"

Mapohicvkets




Hecetv "to see / to look"

Hecvkets



Sehoketv "to stand (2)"

Sehokvkets




Pefatketv "to run (3+)"

Pefatkvkets




Yvkvphoketv "to walk (2)"

Yvkvphokvkets



Esketv "to drink"

Eskvkets



ETOHTVLHUECVKETS - LET'S TRANSLATE THESE

01

Nocvks!

02

Mv hompekot!

03

Kakvkets

04

Mapohicvs

05

Uewv esvkets

06

Hecekot

07

Wikepvs

08

Tokorkekot

09

Makepvs

ETOHTVLHUECVKETS - LET'S TRANSLATE THESE

01

Nocvks!

Sleep, you guys!

02

Mv hompekot!

Don't eat that!

03

Kakvkets

Let's sit (two of us)

04

Mapohicvs

Listen

05

Uewv esvkets

Let's drink water

06

Hecekot

Don't look

07

Wikepvs

Please stop

08

Tokorkekot

Don't run you two

09

Makepvks

Please say it, guys

MOST COMMON VERB IN MVSKOKE:

“

Ometv

”



OMETV = "TO BE"

It's used to say "__ is __"

It's always the very last verb in any sentence that it is a part of

It can be used by itself or with other verbs

So let's learn the first way to use it



THE WAY OMETV WORKS IN A SENTENCE

The parts of a sentence using "ometv"

(noun)* (noun) t + ometv conjugated

That horse it is

Mv rakko tos

Mv rakko tos
=
That is a horse

What's a noun?

A noun is a:
person, place, thing, or concept

For some you can put the words
"a" or "the" in front of!

- Car
- House
- Family
- Love
- City
- Teacher
- Cat
- Happiness

The first noun has an *

That is because sometimes, you don't need that first noun. For things like *I, you, we, she, he, etc*, you don't need to include those words because it will be shown in the conjugated form of 'ometv'

CONJUGATIONS FORMS FOR OMETV

1st person singular	"I / me"	"I am"	towis	Pose towis <i>I am a cat</i>
2nd person singular	"You"	"You are"	tonces / towetskes / toweckes / tontskes	Pose tonces (etc) <i>You are a cat</i>
3rd person singular	"He / She / It / etc"	"He / She / It / etc is"	tos	Pose tos <i>He / She / It is a cat</i>
1st person plural	"We"	"We are"	towēs	Pose towēs <i>We are cats</i>
2nd person plural	"Y'all"	"Y'all are"	towatskes / towackes	Pose towatskes <i>Y'all are cats</i>
3rd person plural	"They"	"They are"	towakes*	Pose towakes <i>They are cats</i>

HOW DO WE USE THESE CONJUGATIONS?

These conjugations show who the subject is! That means, for many sentences, we can skip the "S" in "SOV"

I am a woman

Hokte **towis**

Woman I am

Y'all are students

Cokv-hecvlke **towatskes**

Students y'all are



Figure out what your Subject and Object will be for the sentence

You are a teacher
Subject Verb Object

If the subject is "I", "You", "He", "She", "It", "We", "Y'all", or "They", the verb will show the subject

Place the object first, then the correct form of ometv

teacher = mvhayv

You are = tonces



Mvhayv tonces
teacher you are

SEEMVHAYVKETS! LET'S PRACTICE!



1

Wakv tos

4

Este-cahtv towakes

2

Cepane towetskes

5

Eli mvhayv tos

3

Este towēs

6

Sparky efv tos



SEEMVHAYVKETS! LET'S PRACTICE!



1

Wakv tos

*cow it is
"It is a cow"*

4

Este-cahtv towakes

*person-choctaw they are
"They are Choctaw"*

2

Cepane towetskes

*Boy you are
"You are a boy"*

5

Eli mvhayv tos

*Eli teacher she is
"Eli is a teacher"*

3

Este towēs

*person/people we are
"We are people"*

6

Sparky efv tos

*Sparky dog it is
"Sparky is a dog"*



SEEMVHAYVKETS! LET'S PRACTICE!



1

We are cats

4

This is a book

2

You are a man

5

Jack is a teacher

3

They are children

6

Y'all are people



SEEMVHAYVKETS! LET'S PRACTICE!



1

We are cats
Pose towēs

4

This is a book
Yv cokv tos

2

You are a man
Honvnrwv tonces

5

Jack is a teacher
Jack mvhayv tos

3

They are children
Hopuetake tos
Hopuewv towakes

6

Y'all are people
Este towatskes



LET'S MAKE OUR OWN SENTENCES

Word Bank

- Hokte = woman
- Honvnwv = man
- Cokv-hecv = student
- Mvhayv = teacher
- Cokv = book / paper
- Cukoce = bathroom
- Mv = that
- Yv = this
- Este = person
- Pose = cat
- Efv = dog
- Locv = turtle
- Cepane = boy
- Hoktuce = girl
- Hopuewv = child
- Hopuetake = children
- Cvccuswv = My child (for a woman)
- Cvccuste = My daughter (for a man)
- Cvppuce = My son (for a man)

MAKE ONE SENTENCE FOR EACH:

- **I AM....**
- **YOU ARE...**
- **HE/SHE/IT IS...**
- **WE ARE...**
- **Y'ALL ARE...**
- **THEY ARE...**

ALL OF THE THINGS YOU CAN SAY WITH "OMETV"!

01

Introduce your name

cv- = my

hocefkv = name

02

Introduce your clan

vm- = my

vliketv = clan

03

Introduce your tribal town

vm- = my

etvlwv = tribal town

04

Introduce your family

Cvcke = my mom

Cvrke = my dad

05

Talk about yourself

06

Introduce a friend

vnhesse = my friend

& MORE

ALL OF THE THINGS YOU CAN SAY WITH "OMETV"!

01

Introduce your name

__ cvhocefkv tos

__ my name it is

02

Introduce your clan

__ vmvliketv tos

__ my clan it is

03

Introduce your tribal town

__ vmetvlwv tos

__ my tribal town it is

04

Introduce your family

__ cvcke tos

__ my mom she is

05

Talk about yourself

Este-Mvskoke towis

Person Mvskoke I am

06

Introduce a friend

Heyv vnhesse tos

This my friend he is

& MORE

ВРОНКА ОСТАТКИ?

DO YOU ALL HAVE ANY QUESTIONS?

